


RW-M6.1-B



- ◆ **Safer**

Cobalt Free Lithium Iron Phosphate (LFP) Battery, safety and long lifespan, high efficiency and high-power density. Intelligent BMS, providing complete protection.

- ◆ **Reliable**

Support high discharge power. IP65, natural cooling, wide temperature range: -20°C to 55°C.

- ◆ **Flexible**

Modular design, easy to expand, Max. 32 units in parallel, Max. capacity of 196kWh. Suited to residential and commercial applications for increasing the self-consumption ratio.

- ◆ **Convenient**

Battery module auto networking, easy maintenance, remotely monitoring and upgrade, support USB drive upgrade the firmware.

- ◆ **Eco-Friendly**

Use environmental protection materials, the whole module non-toxic, pollution-free.

- ◆ **Wall-Mounted & Floor-Mounted**

Flat design, support wall-mounted and floor-mounted, saving installation space.

Model		RW-M6.1-B
Main Parameter		
Battery Chemistry	LiFePO ₄	
Capacity (Ah)	120	
Scalability	Max.32 pcs in Parallel(196kWh)	
Nominal Voltage (V)	51.2	
Operating Voltage(V)	43.2~57.6	
Energy (kWh)	6.14	
Usable Energy (kWh) ^[1]	5.53	
Charge/Discharge Current (A) ^[2]	Recommend	60
	Max.	100
	Peak(2mins,25°C)	150
Other Parameter		
Recommend Depth of Discharge	90%	
Dimension (W/H/D, mm)	510*740*145(Without Base, depth of 161mm with Hanging Board)	
Weight Approximate(kg)	58	
Master LED Indicator	5LED(SOC:20%~SOC100%),3LED (working, alarming, protecting)	
IP Rating of Enclosure	IP65	
Operating Temperature	Charge:0~55°C / Discharge:-20°C~55°C	
Storage Temperature	0°C~35°C	
Humidity	5%~95%	
Altitude	≤2000m	
Cycle Life	≥6000(25°C±2°C,0.5C/0.5C,90%DOD,70%EOL)	
Installation	Wall-Mounted, Floor-Mounted	
Communication Port	CAN2.0, RS485	
Warranty Period ^[3]	10 years	
Energy Throughput	20MWh@70%EOL	
Certification	UN38.3, IEC62619, CE, CEI 0-21, VDE2510-50	

[1] DC Usable Energy, test conditions: 90% DOD, 0.5C charge & discharge at 25°C. System usable energy may vary due to system configuration parameters.

[2] The current is affected by temperature and SOC.

[3] Conditions apply, refer to Deye Warranty Letter.


Introduction

This series lithium iron phosphate battery is one of new energy storage products developed and produced by Deye , it can be used to support reliable power for various types of equipment and systems.

This series is especially suitable for application scene of high power, limited installation space, restricted load-bearing and long cycle life.


This series has built-in BMS battery management system, which can manage and monitor cells information including voltage, current and temperature. What's more, BMS can balance cells charging to extend cycle life. Multiple batteries can connect in parallel for larger capacity and longer power supporting.

Model	Accessories Parts Description	Remark
RW-M6.1-Hboard	Battery Hanging Board (Included)	Used for battery fixing on the wall
RW-M6.1-PCable	Hybrid inverter Cable (Included)	Battery power and communication cable connect with hybrid inverter
RW-M6.1-BCable	Battery Parallel Cable (Included)	Battery power and communication parallel connection cable
RW-M6.1-Fixed support	Fixed supports (Included)	When floor-mounted, fixing the battery to the wall



Model: RW-M6.1-Hboard

Details: 3kg(Appr.)



Model: RW-M6.1-PCable1500

Details: Pair of 2/0AWG DC power cable (one end has a waterproof terminal, the other end is M10 copper terminal) and RJ45 communication cable connect with hybrid inverter (one end has a waterproof terminal) .The default length is 1500mm.



Model: RW-M6.1-BCable300

Details: Pair of 2/0AWG Battery power cable and RJ45 communication cable for battery parallel, **both ends have waterproof terminals**. The default length is 300mm.



Model: RW-M6.1-Fixed support

Details: When floor-mounted, use these fixed supports to fixing the battery to the wall.